

Signet 2551 Magmeter Flow Sensor

Available in a variety of wetted materials and ideal for pipe sizes up to DN900 (36 in.)



The Signet 2551 Magmeter is an insertion style magnetic flow sensor that features no moving parts. The patented* sensor design is available in corrosion-resistant materials to provide long-term reliability with minimal maintenance costs. Material options include PP with stainless steel, PVDF with Hastelloy-C, or PVDF with Titanium. Utilizing the comprehensive line of Signet installation fittings, sensor alignment and insertion depth is automatic. These versatile, simple-to-install sensors deliver accurate flow measurement over a wide dynamic range in pipe sizes ranging from DN15 to DN900 (½ to 36 inches), satisfying the requirements of many diverse applications.

Signet 2551 Magmeters offer many output options of frequency/digital (S³L) or 4 to 20 mA which are available on both the blind and display versions. The frequency or digital (S³L) sensor output can be used with Signet's extensive line of flow instruments while the 4 to 20 mA output can be used for a direct input to PLCs, chart recorders, etc. Both the 4 to 20 mA output and digital (S³L) sensor interface is available for long distance signal transmission. An additional benefit is the empty pipe detection which features a zero flow output when the sensors are not completely wetted. Also, the frequency output is bi-directional while the 4 to 20 mA output can be set for uni- or bi-directional flow using the display or the 3-0250 USB to Digital (S³L) Configuration/Diagnostic setup tool which connects to PCs for programming capabilities.

In addition the display version of the 2551 Magmeter is available with relays and features permanent and resettable totaliser values which can be stored and seen on the display. Also, the display contains multi-languages with English, Spanish, German, French, Italian and Portuguese menu options.

Features

- Test certificate included for -X0, -X1
- Patented Magmeter technology
- No moving parts
- Bi-directional flow
- Empty pipe detection
- Installs into pipe sizes DN15 to DN900 (0.5 to 36 in.)
- Operating range 0.05 to 10 m/s (0.15 to 33 ft/s)
- Accurate measurement even in dirty liquids
- Blind 4 to 20 mA, digital (S³L), frequency, relay output
- No pressure drop
- Corrosion resistant materials; PP or PVDF with SS, Hastelloy-C, or Titanium
- Multi-language display menu available



Applications

- Chemical Processing
- Water and Wastewater Monitoring
- Metal Recovery and Landfill Leachate
- Commercial Pools, Spas, and Aquariums
- HVAC
- Irrigation
- Scrubber Control
- Neutralisation Systems
- Industrial Water
- Distribution

* U.S. Patent No: 7,055,396 B1

Specifications

General			
Operating Range	0.05 to 10 m/s	0.15 to 33 ft/s	
Pipe Size Range	DN15 to DN900	½ in. to 36 in.	
Linearity	±1% reading plus 0.01 m/s (0.033 ft/s)		
Repeatability	±0.5% of reading @ 25 °C (77 °F)		
Minimum Conductivity	20 µS/cm		
Wetted Materials			
Sensor Body/Electrodes and Grounding Ring	-P0, -P1, -P2: PP/316L SS		
	-T0, -T1, -T2: PVDF/Titanium		
	-V0, -V1, -V2: PVDF/Hastelloy-C		
O-rings	FPM (standard) EPR (EPDM), FFPM (optional)		
Case	PBT		
Display Window	Polyamide (transparent nylon)		
Protection Rating	NEMA 4X/IP65		
Electrical			
Power Requirements	4 to 20 mA	24 VDC ±10%, regulated, 22.1 mA max.	
	Frequency	5 to 24 VDC ±10%, regulated, 15 mA max.	
	Digital (S ³ L)	5 to 6.5 VDC, 15 mA max.	
Auxiliary (only required for units with relays)	9 to 24 VDC, 0.4 A max.		
Reverse Polarity and Short Circuit Protected			
Current Output 4 to 20 mA	Loop Accuracy	32 µA max. error (25 °C @ 24 VDC)	
	Isolation	Low voltage < 48 VAC/DC from electrodes and auxiliary power	
	Maximum Cable	300 m (1000 ft)	
	Error condition	22.1 mA	
	Max. Loop Resistance	300 Ω	
	Compatible with PLC, PC or similar equipment		
	4 to 20 mA load needed		
Frequency Output	Output Modes	Freq., or Mirror Relay (display version only)	
	Max. Pull-up Voltage	30 VDC	
	Max. Current Sink	50 mA, current limited	
	Maximum Cable	300 m (1000 ft)	
	Compatible with Signet Model 5075, 5500, 5600, 8550, 8900, 9900		
Digital (S ³ L) Output	Serial ASCII, TTL level 9600 bps		
	Compatible with Model Signet 8900 controller		
Relay Specifications			
#1, #2 Type	Mechanical SPDT		
Rating	5 A @ 30 VDC max., 5 A @ 250 VDC max.		
#3 Type	Solid State		
	50 mA @ 30 VDC, 50 mA @ 42 VAC		
Hysteresis	User adjustable for exiting alarm condition		
Alarm On Trigger Delay	Adjustable (0 to 9999.9 sec.)		
Relay Modes	Off, Low, High, Window, and Proportional Pulse		
Relay Source	Flow Rate, Resettable Totaliser		
Error Condition	Selectable; Fail Open or Closed		
Display			
Characters	2 x 16		
Contrast	User-set in four levels		
Backlighting (only on relay versions)	Requires external 9-24 VDC, 0.4 mA max.		
Max. Temperature/Pressure Rating			
Storage Temperature	-20 °C to 70 °C		-4 °F to 158 °F
Relative Humidity	0 to 95% (non-condensing)		
Operating Temperature	Ambient	-10 °C to 70 °C	14 °F to 158 °F
	Media	0 °C to 85 °C	32 °F to 185 °F
Maximum Operating Pressure	10.3 bar @ 25 °C		150 psi @ 77 °F
	1.4 bar @ 85 °C		20 psi @ 185 °F
Standards and Approvals			
	CE, UL, CUL (for display versions with relays)		
	RoHS compliant, China RoHS		
	NEMA 4X / IP65 Enclosure (with cap installed)		
	U.S. Patent No. 7,055,396 B1		

Flow

See Temperature and Pressure graphs for more information.

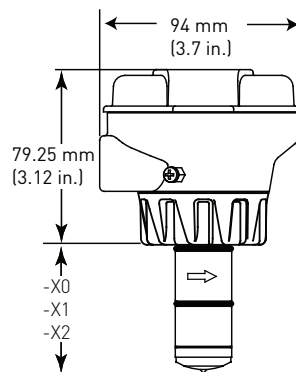
Dimensions

Pipe Range

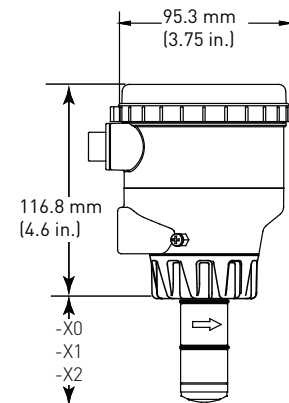
1/2 to 4 in.	-X0 = 58 mm (2.3 in.)
5 to 8 in.	-X1 = 91 mm (3.6 in.)
10 to 12 in.	-X2 = 167 mm (6.6 in.)

X = Sensor Body P, T, or V

Blind version



Display version



System Overview

Stand-Alone	Panel Mount	Field Mount - Pipe, Tank, Wall	4 to 20 mA Input
Signet Model 2551 Magmeter 	Signet Instruments 5075 5500 5600 8550 8900 9900 	Signet Instruments 8550 9900 with 3-8050 Universal Mount Kit 	Customer Supplied Chart Recorder or Programmable Logic Controller
Signet 2551 Magmeter 			
Signet Fittings 			

All sold separately

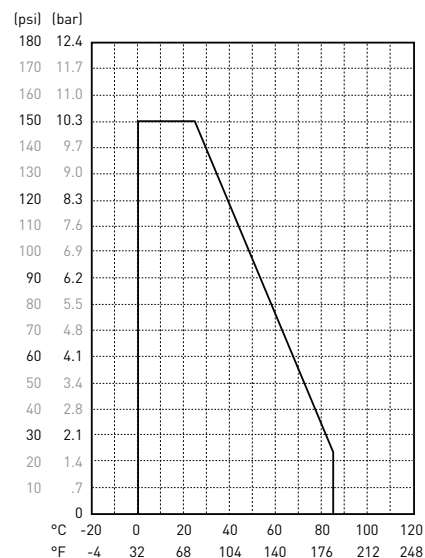
Operating Temperature/Pressure Graphs

Note:

The pressure/temperature graphs are specifically for the Signet sensor. During system design the specifications of all components must be considered. In the case of a metal piping system, a plastic sensor will reduce the system specification. When using a PVDF sensor in a PVC piping system, the fitting will reduce the system specification.

Application Tips

- Note minimum process liquid conductivity requirement is 20 $\mu\text{s}/\text{cm}$
- Install sensor using standard Signet installation fittings for best results
- Sensor is capable of retrofitting into existing 515 and 2536 fittings.



Please refer to **Wiring, Installation, and Accessories** sections for more information.